



Course
Selection
Presentation:
2024-2025

Current Grade 10 Students



OSSD REQUIREMENTS

- 30 credits
 - 18 compulsory credits
 - 12 optional credits
- 40 hours of volunteer community involvement
- Successful completion of the Ontario Secondary School Literacy Test

*****Earn 2 Online Learning Credits*****



Mandatory Online Learning Credit –

OPTING OUT OPTION:

- If you do **NOT** want to enrol in the eLearning course requirement in grade's 11 or 12, you can **OPT OUT**.
- You will need to complete a form to indicate your choice of **OPTING OUT** and it must be signed by your parent / guardian and returned to the Guidance office.
- The forms are available on your Guidance Google Classroom or in the Guidance office.



COURSE SELECTION PROCESS

STEP 1:

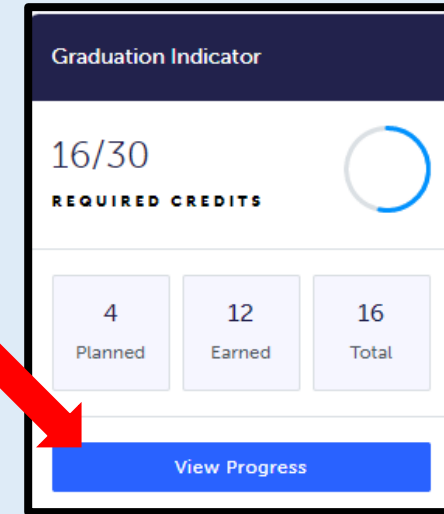
Check OSSD requirements by clicking on the “**View Progress**” button in the “**Graduation Indicator**” to ensure you are choosing courses that fulfill all your remaining compulsory courses, except Grade 12 English.

STEP 2:

Research future goals and prerequisites.

STEP 3:

Complete your IPP and course selections in your myBlueprint account.



Graduation Progress

6 Planned	2 Earned	30 Required
--------------	-------------	----------------

21/18 Credits

Compass	Planned	Earned	Required
4 Credits in English (1 credit per grade)	1	0	1/4
1 Credit in French As a Second Language	0	0	0/1
3 Credits in Mathematics (at least 1 credit at the grade 11 or grade 12 level)	1	0	1/3
2 Credits in Science	0	1	1/2
1 Credit in Arts	1	0	1/1
1 Credit in Health and Physical Education	1	0	1/1
0.5 Credit in Civics	0	0	0/0.5
0.5 Credit in Guidance and Career Education	0	0	0/0.5
1 Credit in History	0	0	0/1
1 Credit in Geography	0	1	1/1
Group 1 - 1 Credit in English or French As a Second Language or Classical Studies and International Languages or Social Sciences and Humanities or Canadian and World Studies or Guidance and Career Education or Cooperative Education or Native Languages or Religion (at least 1 credit in grade 11)	1	0	1/1
Group 2 - 1 Additional credit in Health and Physical Education or Arts or Business Studies or French As a Second Language or Cooperative Education	0	0	0/1
Group 3 - 1 Credit in Science (at least 1 credit in grade 11 or 12) or Technological Education or French As a Second Language or Computer Studies or Cooperative Education	1	0	1/1

0/12 Credits



PATHWAY MODEL FOR GR. 11/12

WORKPLACE	COLLEGE	UNIVERSITY / COLLEGE	UNIVERSITY
Designed for students planning on entering the workplace directly out of high school.	Designed to prepare students for entrance to most college and apprenticeship programs following high school.	Designed to prepare students for entrance to specific college and university programs following high school.	Designed to prepare students for entrance to university programs following high school.
“E”	“C”	“M”	“U”



If you are planning to apply to university: 6 Grade 12 “U” or “M” courses are required for university applicants.

RESEARCH PREREQUISITES FOR POST-SECONDARY STUDIES

DO YOUR RESEARCH:

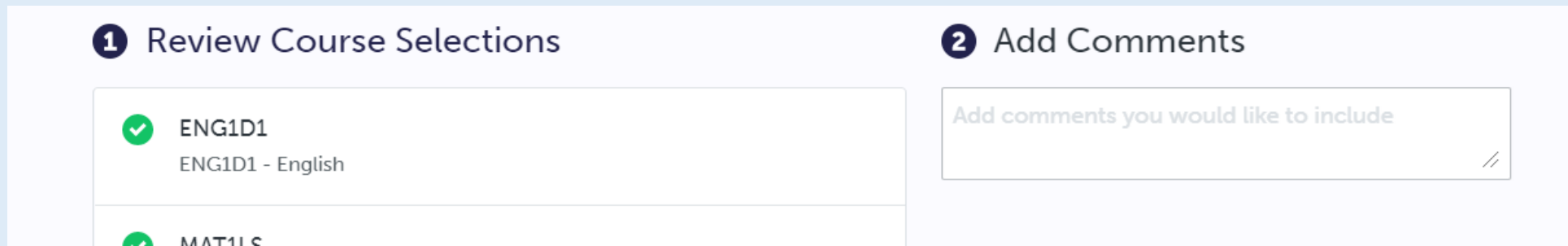
- University – ontariouniversitiesinfo.ca
- College – ontariocolleges.ca
- Apprenticeships – ontario.ca/page/skilled-trades

*Choose other subjects/courses for enjoyment or interest.



PREPARING FOR GRADE 11 SUMMER SCHOOL

- If you plan on recovering an unsuccessful course in summer school **DO NOT** add that course in your plan for next year.
- You will include this information in the “**ADD COMMENT**” box when you “REVIEW YOUR COURSES” in MyBluePrint.
- In your comment, indicate that you are going to do summer school and include the specific course that you plan to take.



The screenshot displays two main sections of the MyBluePrint interface:

- 1 Review Course Selections:** This section shows a list of selected courses. The first entry is "ENG1D1" with a green checkmark icon, and below it, "ENG1D1 - English". The second entry is "MAT11S" with a green checkmark icon.
- 2 Add Comments:** This section contains a text input field with the placeholder text "Add comments you would like to include" and a double-slash icon (//) at the bottom right corner.



PREPARING FOR GRADE 11 SUMMER SCHOOL

Wanting to complete a full “**NEW COURSE**” course in summer school?

- If you wish to “reach ahead” and complete a full NEW course in summer school, which you have not previously taken, you will include this information in the “**ADD COMMENT**” box when you “REVIEW YOUR COURSES” in myBlueprint.
- In your comment, please indicate that you are going to do summer school and include the specific course that you plan to take.
- This course will NOT be in your schedule for next year.
- In myBlueprint you will **NOT** choose this course, but instead choose another course to fill this course slot in your Course Plan.



PREPARING FOR GRADE 11

What if I was unsuccessful in a Grade 10 Compulsory Course?

- If you failed a **COMPULSORY** grade 10 course, and you wish to repeat this course next year (**instead of completing it in summer school**), you must add that course to your Course Plan for next year.
- If you want to repeat this failed compulsory course and also take the Grade 11 version of this course (e.g. re-take Gr. 10 English in semester 1 and take Gr. 11 English in semester 2) both of these courses must be added into your Course Plan for next year.



PREPARING FOR GRADE 11 SUMMER SCHOOL

- Summer school registration will open up in MyBluePrint around the same that course selection will open up: February 13, 2024.
- You will use your **myBlueprint account** to register for a course under the '**Continuing Education**' tab.
- Check your Guidance Google Classroom for further updates.





PREPARING FOR GRADE 11 PATHWAYS

- Summer school courses (if available) are required to change from Gr. 10 Applied to Gr. 11 University pathway.
- Universities and colleges will see all your grade 11 marks for admission purposes, and many will consider these marks for early offers of admission.





COOPERATIVE EDUCATION

- You **MUST** have a good attendance record.
- Select the **DCO309** course code.
- Complete the Co-op Application Google Form in your Guidance Google Classroom.
- Applying for Co-op does not guarantee acceptance into the program.
- All applicants will be interviewed.
- Co-op is a 2-credit program and counts as 2 course selections.
- Co-op credits are not considered in college or university admission decisions.



PEER HELPING

- You **MUST** have at least 16 credits.
 - Assume the program **DOES NOT** exist and select 8 other course → you cannot select the course in myBlueprint.
- Complete the Peer Helping Application Google Form in your Guidance Google Classroom.
- Applicants will be interviewed before being accepted into the program.
- Peer Helping credits are not considered in college or university admission decisions.





Office 365

Collaborate through O365 Class Sites



DDSB Website

Access to the DDSB Website



Learning Commons

Access research and inquiry resources



My DDSB Library

Search your library and eBook collections



D2L Brightspace

D2L courses & DDSB@Home Secondary Login



Google Classroom

Access to Google Classroom



myBlueprint

IPP tasks & course selection (Gr. 7-12)



Web Apps

Links to various online tools



DDSB Chromebooks

General Info for Student Chromebooks

INDIVIDUAL PATHWAYS PLAN

- Log in to myBlueprint:
www.myblueprint.ca/ddsb
- Complete your myBlueprint Individual Pathways Plan (IPP).

Complete your IPP Tasks

Individual Pathways Plan (IPP) Tasks help you plan your education and career while earning points for prize draws.

[View All Tasks](#)

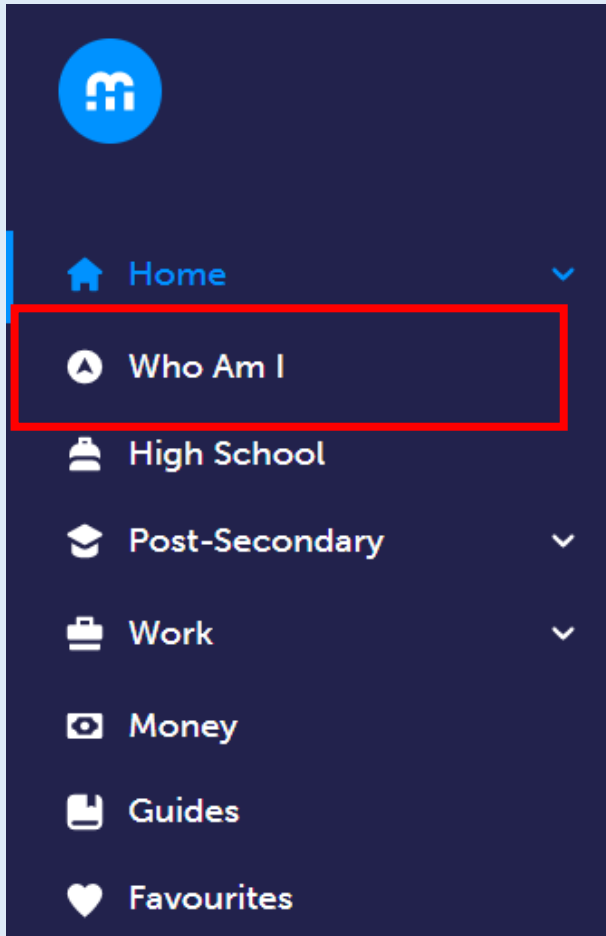
[Show Prizes](#)



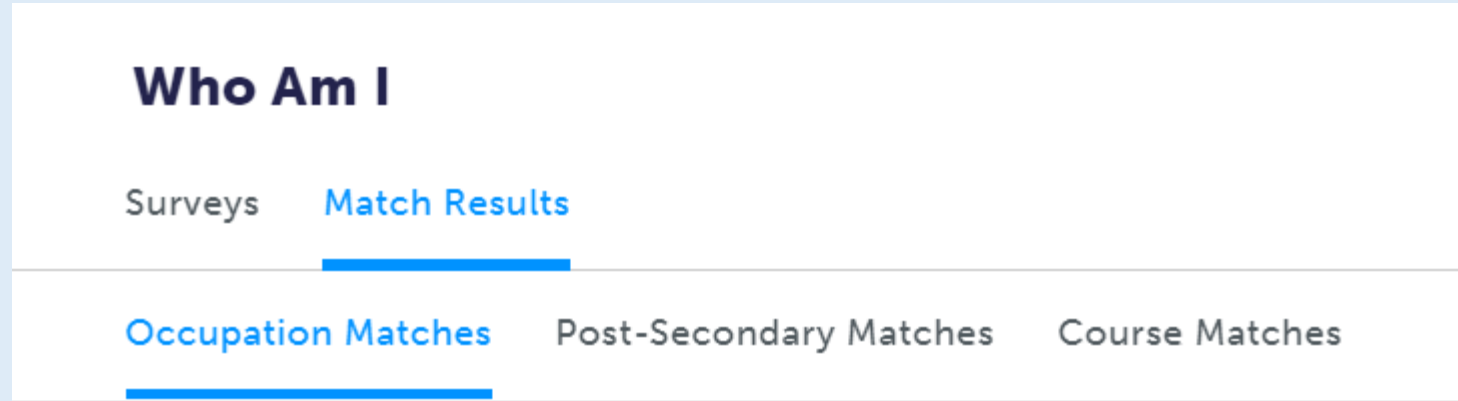
INDIVIDUAL PATHWAY PLAN

Click on “**Who Am I**” and complete the Personality Surveys:

- Learning Styles
- Personality
- Interests
- Knowledge
- Motivations



INDIVIDUAL PATHWAY PLAN

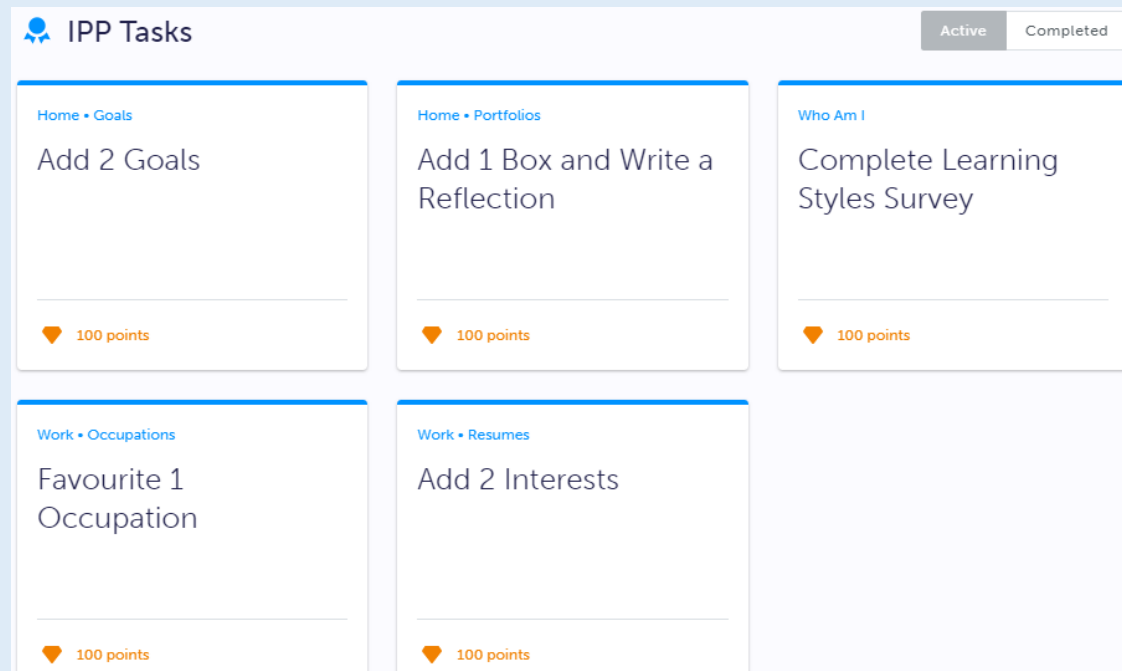
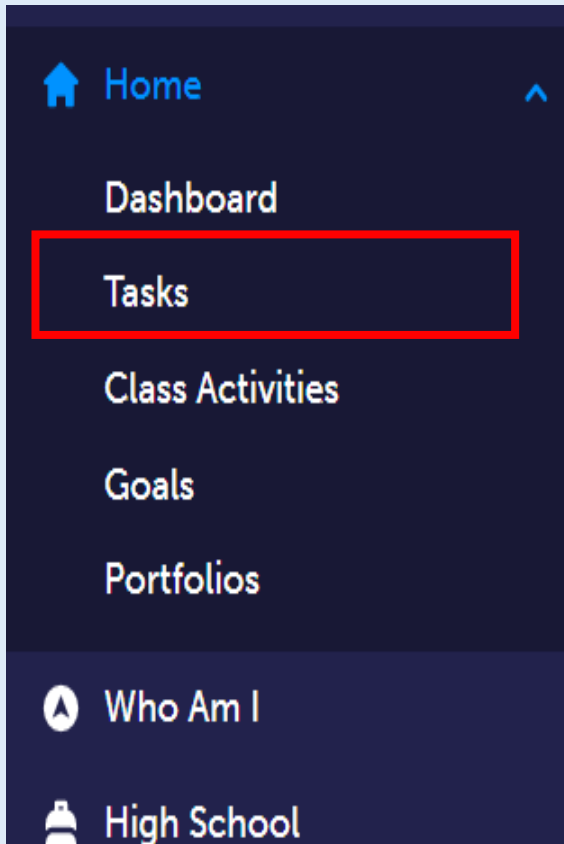


After completing the surveys, click on “**Match Results**” near the top of the page and review “**Occupation Matches**”, “**Post-Secondary Matches**” and high school “**Course Matches**” based on your survey answers.

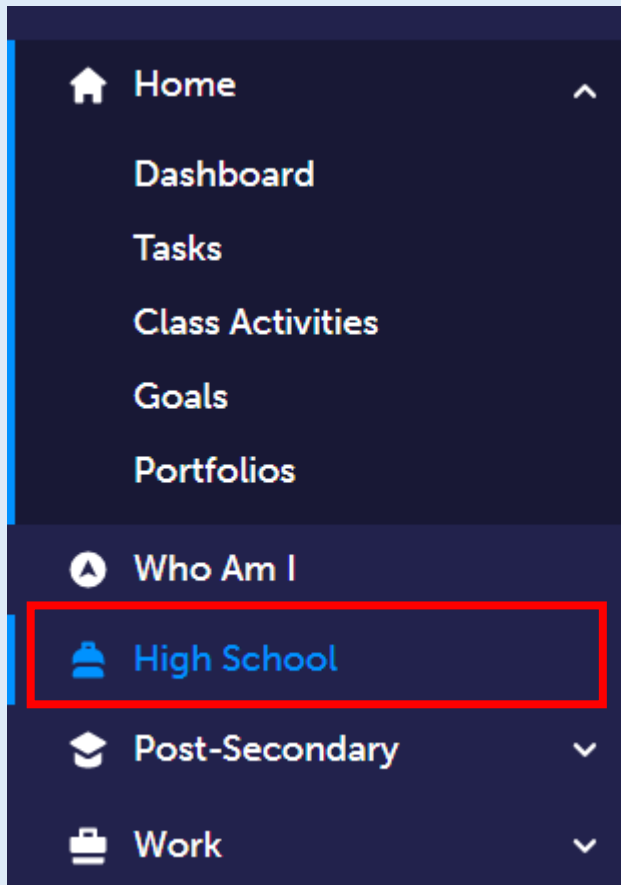


INDIVIDUAL PATHWAY PLAN

To complete your IPP tasks, click on Home and then Tasks on the left side navigation pane. The boxes displayed indicate the **IPP Tasks** for your grade.



CHOOSING YOUR COURSES

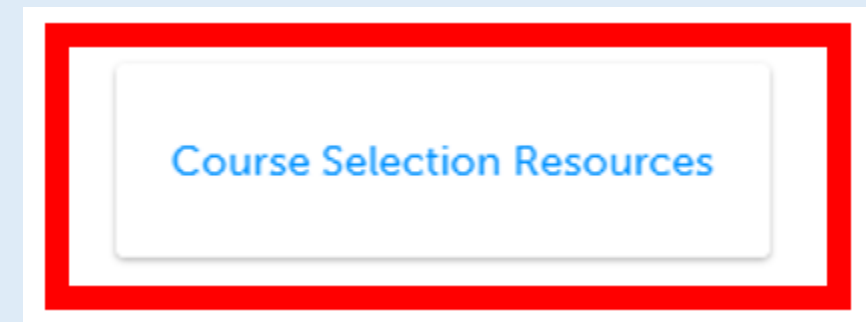
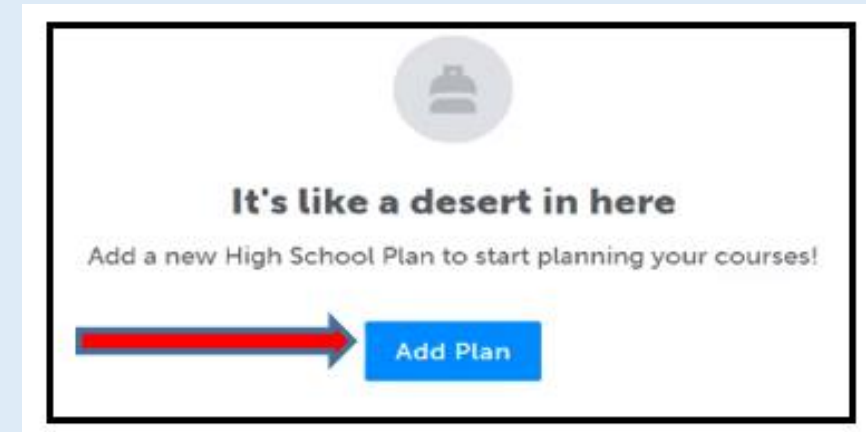


- To complete your course selections, you must create your high school plan (if you haven't already!).
- Click on “**High School**” on the left side navigation pane and you will be taken to your High School Course Plan.



CHOOSING YOUR COURSES

- Click on 'Add Plan'.
- If you have already created a plan, you will be taken directly to your Course Plan.
- At the top right of your screen, you can click on “**Course Selection Resources**” to access the Ajax H.S. Course Calendar and website.



SAMPLE COURSE PLAN TEMPLATE

Grade 9 Completed	Grade 10 Current Year	Grade 11 Next Year	Grade 12 Plan Ahead
+ English	+ English	+ English	+ English
+ Mathematics	+ Mathematics	+ Mathematics	+ Course
+ Science	+ Science	+ Course	+ Course
+ Geography	+ History	+ Course	+ Course
+ French as a Second Lan...	+ Careers	+ Course	+ Course
+ Health and Physical Ed...	+ Civics	+ Course	+ Course
+ Course	+ Course	+ Course	+ Course
+ Course	+ Course	+ Course	+ Course
	+ Course	Alternates	
		+ Alternate	
		+ Alternate	

Review Course Selection

1 Step 1
Add Courses

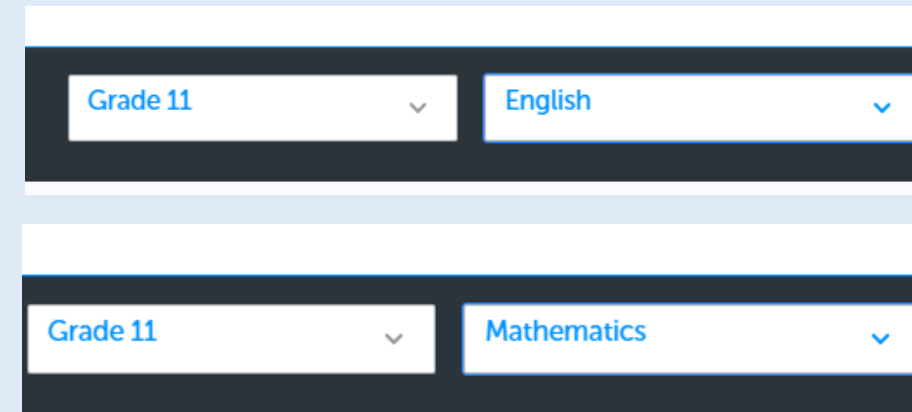
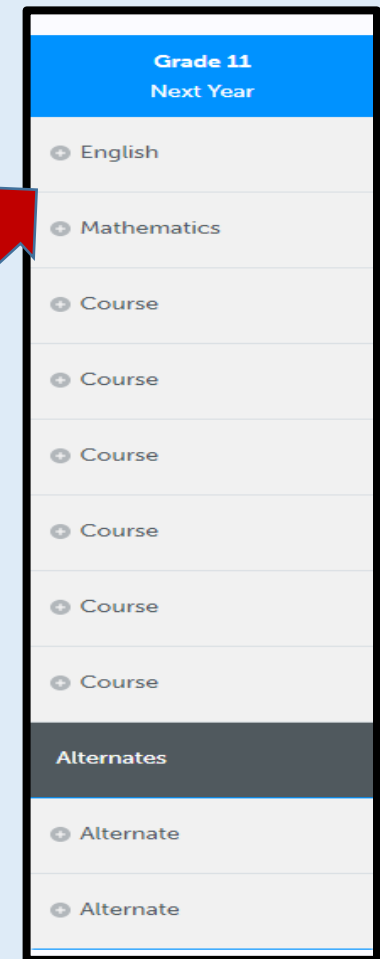
2 Step 2
Review Courses

3 Step 3
Submit Courses



CHOOSING YOUR COURSES IN-PERSON LEARNING

- There are **2 COMPULSORY** courses that are required to be taken in your grade 11 year – **English** and **Math**.
- Click on a course discipline's box to select a course.
- You **MUST** change the Grade filter in the top right corner to “Grade 11” and the specific “Discipline” filter.



CHOOSING YOUR COURSES

IN-PERSON LEARNING

- Click on your selection from the drop-down list and you will be presented with a course description and any course notes/fees associated with this course.
- After reading this, click on “**Add Course**” to add this course to your Course Plan.
- All of the courses that you select must be selected with the “**Grade 11**” filter at the top of the screen and the specific course “**Discipline**”.



✕ NBE3C1 -ENGLISH: First Nation/Metis/Inuit Voice - College

NBE3C1 -ENGLISH: First Nation/Metis/Inuit Voice - College

👤 Grade 11 🍏 NBE3C1 📖 1 Credit 🎓 College

This course explores themes, forms, and styles of literary, informational, graphic, oral, cultural, and media text forms emerging from First Nations, Métis, and Inuit cultures in Canada, and also looks at the perspectives and influences of texts that relate to those cultures. In order to understand contemporary text forms and their themes of identity, relationship, and selfdetermination, sovereignty, or self-governance, students will study the use of text forms by Indigenous authors/creators from other periods in expressing ideas related to these themes. Students will also create oral, written, and media texts to explore their own ideas and understanding, focusing on the development of literacy, communication, and critical and creative thinking skills necessary for success in academic and daily life. The course is intended to prepare students for the compulsory Grade 12 English college preparation course.

Guidance Message

This course is the prerequisite for Grade 12 College level English (ENG4C1)

Pre-requisites (a minimum of 1 of the below required)

- ENG2D
- ENG2P

Course Status

Planned In-Progress Completed

Add Course

SELECTING A GRADE 11 ENGLISH COURSE

IN-PERSON LEARNING

- Note the grade 11 English codes for this year.
- The grade 11 English courses have adjusted to support the DDSB commitment to Indigenous reconciliation and decolonization while eliminating anti-Indigenous racism.

NBE3C1 -ENGLISH: First Nation/Metis/Inuit Voice - College

Grade 11 • NBE3C1 • 1 Credit

NBE3E1-- ENGLISH: First Nation/Metis/Inuit Voice - Workplace

Grade 11 • NBE3E1 • 1 Credit

NBE3U1-ENGLISH: First Nation/Metis/Inuit Voice - University

Grade 11 • NBE3U1 • 1 Credit

***Grade 11 English course codes are NO longer ENG3C1, ENG3E1, or ENG3U1.**



SELECTING A GRADE 11 MATH COURSE IN-PERSON LEARNING

- **MCR 3U1 (Prerequisite – MPM2D1)**
 - Prerequisite for : MDM 4U1 / MHF 4U1 / MCV 4U1*
- **MCF 3M1 (Prerequisite - MPM2D1 / MFM2P1)**
 - Prerequisite for only one Gr. 12 U math: MDM 4U1
- **MBF 3C1 (Prerequisite - MPM2D1 / MFM2P1)**
 - Prerequisite for : MAP 4C1
- **MEL 3E1 (Prerequisite - MPM1D1 / MFM1P1 / MAT2L1)**



CHOOSING YOUR COURSES

FRENCH IMMERSION

French Immersion students must have a total of **10** credits in French to get an Immersion Certificate. You must choose **FIF3UF** and **one other** from the group below:

- Biology (SBI3UF)
- Food and Culture (HFC3MF)
- Co-op (DCO3O9 – 2 credits – FI placement)
- Peer Helping (NO CODE – choose either SBI3UF or HFC3MF on your course plan and fill out the Peer Helping Google Form)



Grade 11 Next Year
+ English
+ Mathematics
+ Course
+ Course
+ Course
+ Course
+ Course
+ Course
+ Course
Alternates
+ Alternate
+ Alternate

CHOOSING YOUR COURSES

IN-PERSON LEARNING

- Choose your 6 **ELECTIVE** courses by clicking on each box labelled “**Course**”.

High School Course Selection Resources

Plan Courses

Search Courses...

Filters

Grade 11 ▼ Discipline ▼

+ Course

+ Course

+ Course

+ Course

+ Course

+ Course

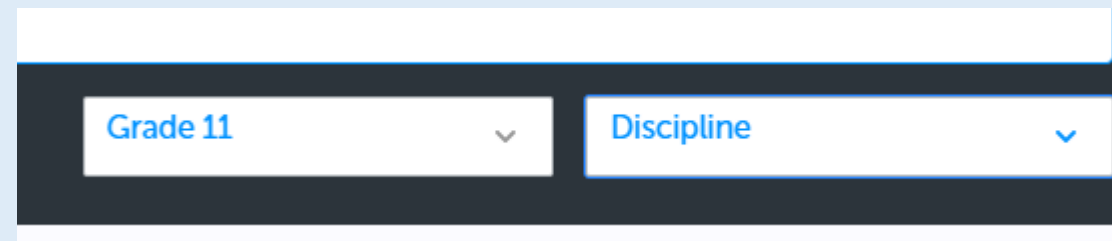
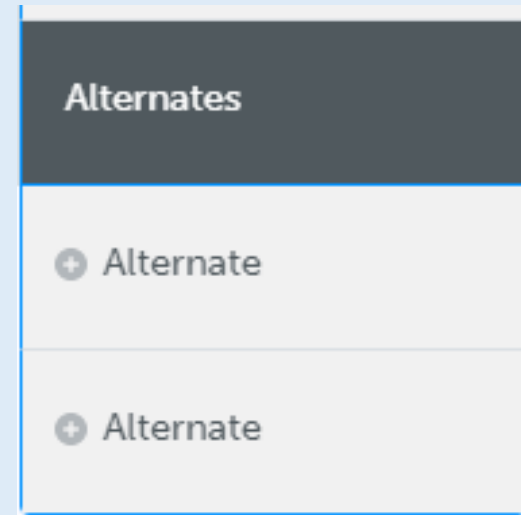
- Ensure the filter at the top right of the screen reads “**Grade 11**” and choose your elective courses from the “**Disciplines**” that are presented on your screen.



CHOOSING YOUR COURSES

IN-PERSON LEARNING

- You must select **TWO** **ALTERNATE** courses.
- These courses will be used if one of your Elective courses is unable to be scheduled.
- Ensure the filter at the top right of the screen reads “**Grade 11**”.



CHOOSING YOUR COURSES

- Read the course description and any course notes/fees associated with this course.
- Note the prerequisites.
- Click on “**Add Course**” to add this course to your Grade 11 Course Plan.

MCF3M1 - Functions & Applications - University/College

 Grade 11  MCF3M1  1 Credit

This course introduces basic features of the function by extending students' experiences with quadratic relations. It focuses on quadratic, trigonometric, and exponential functions and their use in modelling real-world situations. Students will represent functions numerically, graphically, and algebraically; simplify expressions; solve equations; and solve problems relating to financial and trigonometric applications. Students will reason mathematically and communicate their thinking as they solve multi-step problems.

Pre-requisites

- MPM2D
- MFM2P

Course Status

Planned

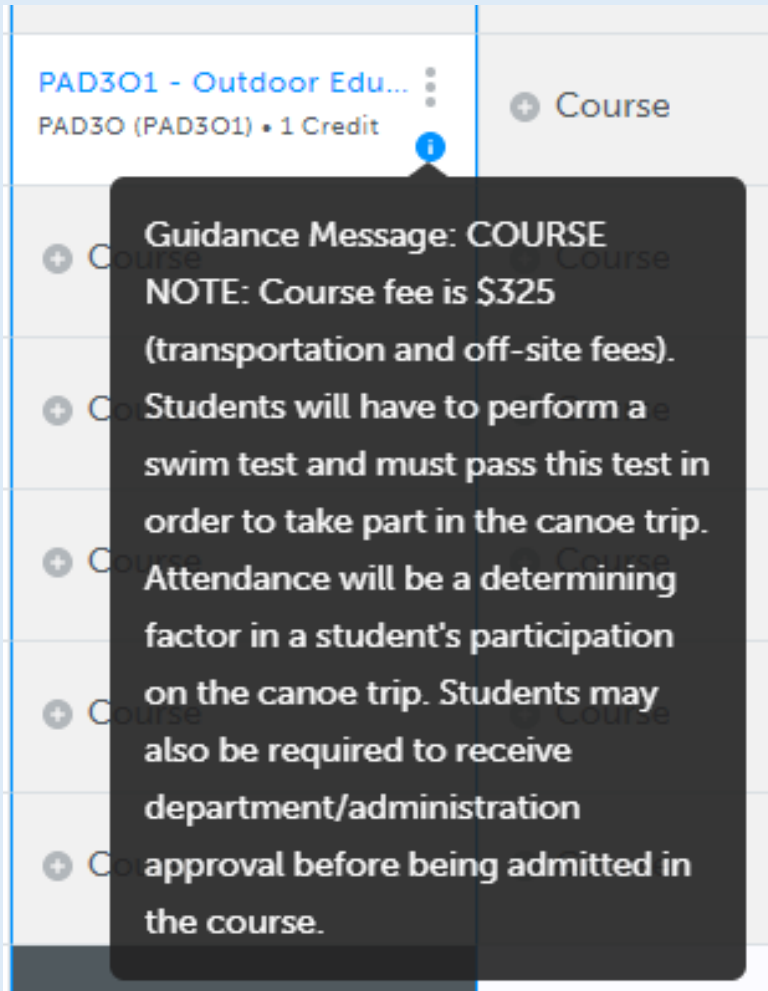
In-Progress

Completed


Add Course



CHOOSING YOUR COURSES

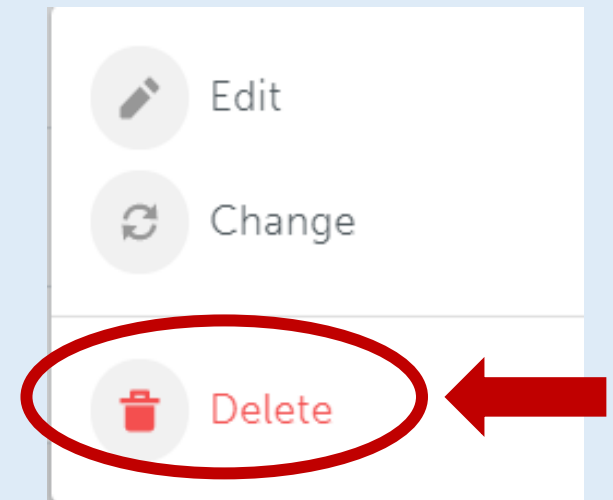
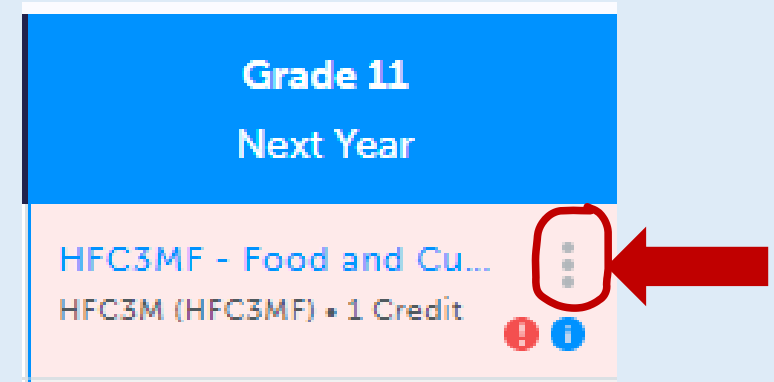


Read important notes about the courses that you selected by hovering your cursor over the **blue** circle.

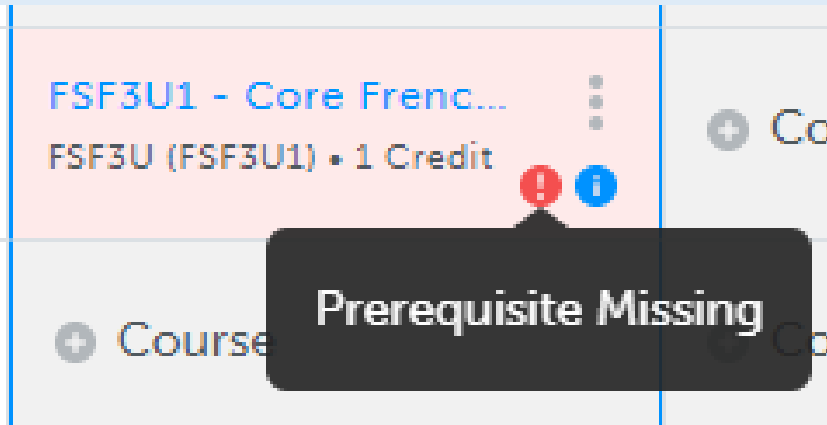



CHOOSING YOUR COURSES

- To change a selection made in error, click on the three dots beside the selected course.
- Click “**Delete**” and then click on this discipline box again in order to update your selection.



CHOOSING YOUR COURSES



- Error messages will show up as a **RED** circle in your course planner. 
- Hover your cursor over the message and change your selection(s), if necessary.



PREPARING FOR GRADE 11 E-Learning Option

Grade 11 ▼ E-Learning ▼

▼ E-Learning

▼ e-learning

ELERN1 - eLearning
Grade 11-12 • ELERN1 (null) • 1 Credit • Academic

ELERN1 - eLearning

ELERN1 - eLearning

Grade 11-12 • ELERN1 • 1 Credit • Academic

Please select the dropdown menu to choose the specific course.

This is a placeholder code. You must select a course below

Grade 11 Introduction to Financial Accounting (University/College Preparation) - BAF3ME

Grade 11 Introduction to Financial Accounting (University/College Preparation) - BAF3M

Grade 12 Principles of Financial Accounting (University/College Preparation) - BAT4M

- Click on the E learning filter on the right-hand side of the screen
- Click on '**ELearn1**' and then click on the dropdown menu and choose the course you would like to take. You will know that you are choosing an E Learning course as the course code will have an 'E' at the end of it, for example BAF3ME.
- E-Learning is asynchronous.



PREPARING FOR GRADE 11

CHOOSING E-LEARNING IN MYBLUEPRINT

* NOTE: There are no more limits to the amount of E-Learning Credits students can take.

1. From the drop down menu, select the eLearning course you would like to take.

2. Click 'Add Course' once you are happy with your selection.

The screenshot shows a modal window titled "STUDYE - Asynchronous eLearning Placeholder". It contains the following elements:

- A search bar with the text "Search".
- A dropdown menu with the text "Select...".
- A "Guidance Message" section with the text: "You are allowed to choose a MAXIMUM of TWO asynchronous eLearning courses (StudyE) for the school year. Immediately after you submit your courses on myBlueprint, you must fill out the eLearning form found in the Classwork section of the Guidance Google Classroom to provide us with information we need to register you for your chosen eLearning course."
- A "Course Status" section with three buttons: "Planned", "In-Progress", and "Completed".
- A blue "Add Course" button at the bottom.

3. Your eLearning course is now in your planner for next year.

The screenshot shows the "Grade 11 Next Year" section of the MyBlueprint planner. It lists the following courses:

- English
- Mathematics
- Course
- STUDYE - Asynchronous e... (STUDYE • 1 Credit)
- Course
- Course
- Course
- Course
- Course

**Remember that you must also fill in the eLearning google form to complete your eLearning course request!

SHSM – SPECIALIST HIGH SKILLS MAJOR

Business, Health and Wellness and Transportation

- Gain sector-specific skills & knowledge, helping you focus on pursuing post-secondary goals.
- **Bundled credits** - Complete credits in Grade 11/12 in the sector pathway, including 2 cooperative education credits (details posted in your Guidance Google Classroom).
- **Certification and training** – participate in sector-recognized certifications, training courses and programs (details posted in your Guidance Google Classroom).

6 KEY BENEFITS
for STUDENTS

- 1 Customize their secondary school education to suit their interests and talents;
- 2 Develop specialized knowledge and skills that are valued by the sector and postsecondary education institutions;
- 3 Earn credits that are recognized by the sector and postsecondary education institutions;
- 4 Gain sector-specific and career-relevant certification and training;
- 5 Develop essential skills and work habits that are valued by the sector;
- 6 Identify, explore, and refine their career goals and make informed decisions about their postsecondary destination.

What do GRADUATES RECEIVE?

Students who complete the requirements for the OSSD (Ontario Secondary School Diploma) and for the SHSM will receive an OSSD with an embossed SHSM seal on it. Credits earned towards the SHSM are indicated on the Provincial Report Card, and completion of the SHSM is recorded on the Ontario Student Transcript (OST).



SHSM – SPECIALIST HIGH SKILLS MAJOR

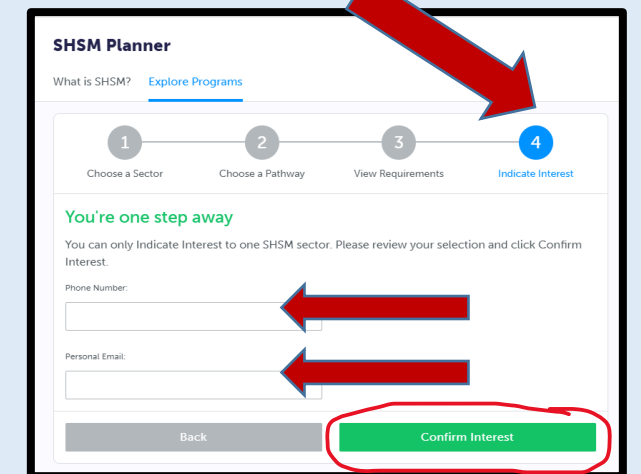
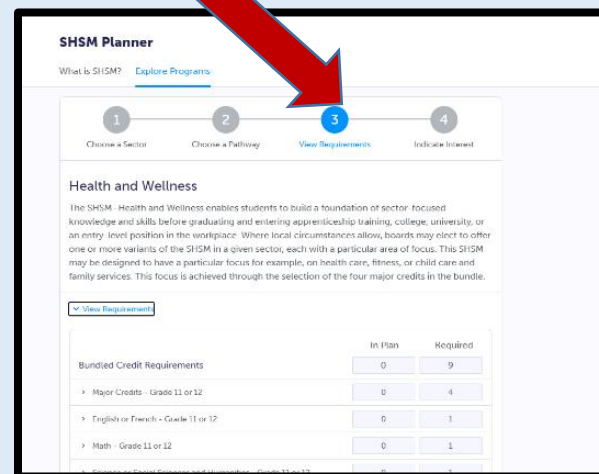
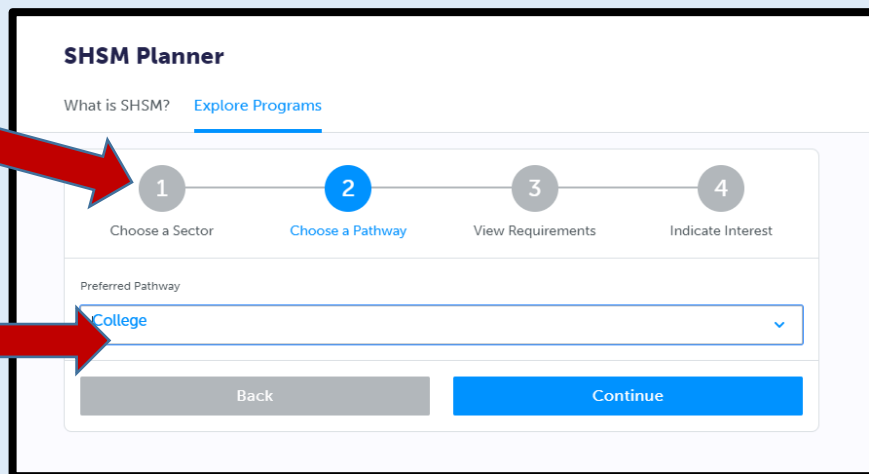
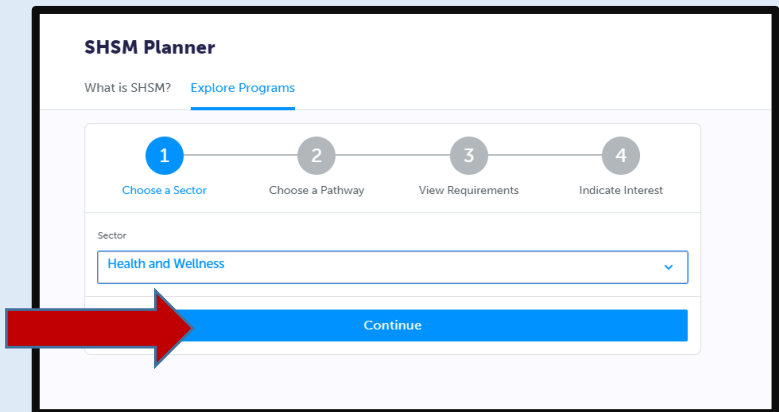
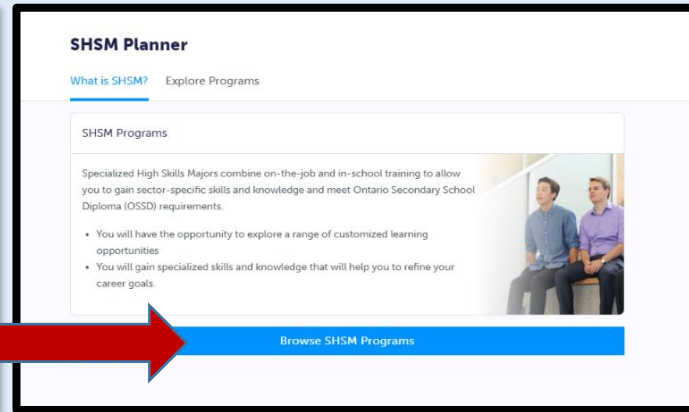
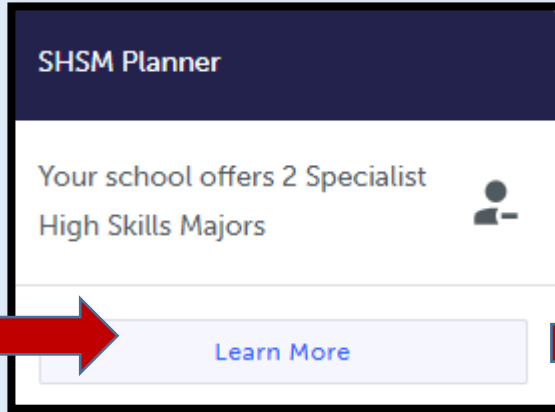
- **Experiential learning** - Co-op, job shadowing, virtual or real work experience, skills competitions.
- **Reach ahead experiences** - interview employees or students, visit a post-secondary institution, conferences.
- **Sector partner contextualized experience** - Innovation, Creativity and Entrepreneurship (ICE) Training, coding literacy or math literacy.



SHSM – SPECIALIST HIGH SKILLS MAJOR

Interested in a SHSM? – indicate your interest in your myBlueprint account. Follow these steps in myBlueprint:

From your High School Planner page, click on 'Learn More' under SHSM Planner.



DUAL CREDIT COURSES:



Ajax High School will offer the following course a DUAL Credit courses:


TTJ3CD-Construction Technology – College

WHAT IS DUAL CREDIT: This is a credit that is taught here at AJAX HS in partnership with Durham College. Students will get the experience in the high school classroom setting taught by an Ajax High School Tech teacher. Students will also have a Durham College teacher arrive at the school to teach part of the course.

Each student enrolled in the Dual Credit option will receive a credit from both Ajax High School and Durham College.




REVIEW YOUR COURSES

 Your courses are **Not Submitted** [Not returning next year?](#)

1 Step 1
Add Courses **2** Step 2
Review Courses **3** Step 3
Submit Courses

[Review Course Selections](#)

- Once you have selected all of your courses, click on **“Review Course Selections”** of your 
- Carefully review your plan with your parent/guardian(s).



REVIEW YOUR COURSES

1 Review Course Selections

ENG1D1
ENG1D1 - English

MAT115

2 Add Comments

Add comments you would like to include

- If applicable, use the “**Add Comments**” section to explain any issues we may need to be aware of with your course selections.
- E.g.: if you plan to take summer school, let us know what course.



SUBMITTING YOUR COURSES

Click on “**Submit Course Selections**”. It will indicate that you have successfully submitted your course selections.




***Note: Once you “Submit Course Selections” you CANNOT go back in to modify courses on this site.**




SIGN-OFF SHEET

Students must now get official approval for their course selections from their parent/guardian in one of two ways:

1) EMAIL

 Email your parent/guardian so that they may confirm your selections

1 Step 1
Add Courses **2** Step 2
Review Courses **3** Step 3
Submit Courses

[Send Approval Email](#) 

2) PAPER COPY



SUBMITTING YOUR COURSES

EMAIL OPTION:

Click on Send Approval Email and carefully type in your parent/guardian's email and then click "**Send Approval Email**".



Send Approval Email



SUBMITTING YOUR COURSES



EMAIL OPTION:

- Parent/caregivers(s) will receive an email that shows your course selections.
- Parent/caregivers(s) “**Approve Course Selections**” or “**Reject Request**” via this email.
- We will receive this response and it will be stored in our system, along with their email.



SUBMITTING YOUR COURSES

PAPER COPY OPTION:

Send Approval Email

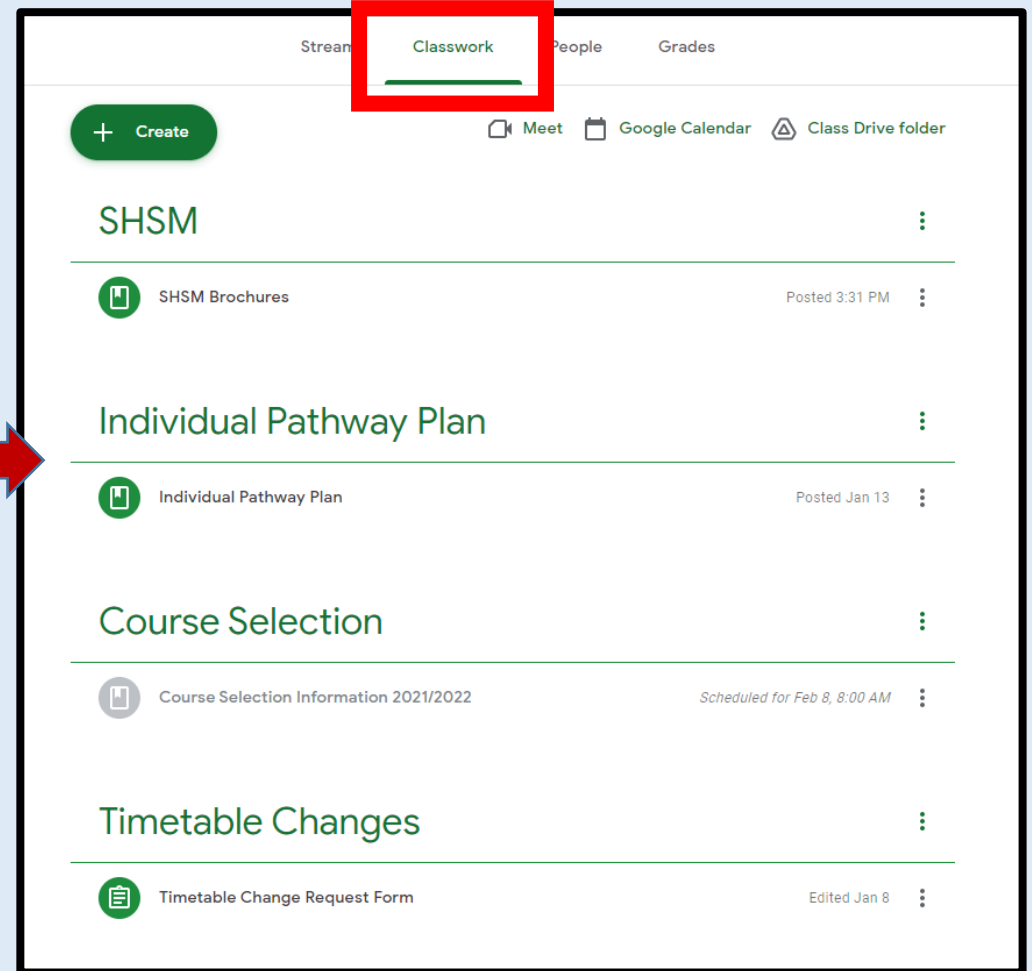


- Click on the Printer Icon to print off a paper copy of your course selections.
- This copy must be signed by the student and parent/guardian and brought back to the Guidance Office.



GUIDANCE GOOGLE CLASSROOM

- The Guidance Department has created detailed instructions for completing your Individual Pathway Plan (IPP) and how to choose courses on myBlueprint for In-person learning.
- These resources are posted in your Guidance Google Classroom and on the school website – follow these instructions carefully.
- Here you will also find the google forms for Co-op, Peer Helping, and eLearning.



SUBMITTING YOUR COURSES

CONGRATULATIONS! YOU ARE DONE!

Course selections open in myBlueprint on:

Tuesday February 13, 2024

**Course selections must be completed and
submitted by:**

Thursday March 6, 2024, by 9:30am



QUESTIONS???

This video along with detailed instruction sheets will be posted on the grade 10 Guidance Google Classroom and also posted to our school website under the Guidance tab.

We will also be available during the day in the guidance office if you have questions.

Guidance Counsellor's email:

Brett.pakosta@ddsb.ca

Jennifer.hendry@ddsb.ca

Farisa.santos@ddsb.ca

Jacqueline.callis@ddsb.ca

elizabeth.twomey@ddsb.ca(admin. assistant)

