

Course Selection Presentation for Current Grade 9 Students 2024-25



PREPARING FOR GRADE 10

1. OSSD Graduation Requirements Review
2. The Individual Pathways Plan (IPP)
3. The Grade 10 Program - Course Selections



OSSD REQUIREMENTS

Ontario Secondary School Diploma

- 30 credits
- 18 compulsory credits
- 12 optional credits
- 40 hours of community involvement
- Ontario Secondary School Literacy Test (Gr. 10)



OSSD REQUIREMENTS



- 4 credits English (1 credit per grade)
- 1 credit French as a second language
- 3 credits Math (at least 1 credit in Gr. 11/12)
- 2 credits Science
- 1 credit Canadian History (Gr. 10)
- 1 credit Canadian Geography (Gr. 9)
- 1 credit Arts
- 1 credit Physical & Health Education
- 1 credit Civics and Career Education
- + 3 more credits in these groupings...

OSSD ADDITIONAL CREDITS

1 additional credit selected from this group:



English, or French as a second language*, or Spanish, or Social Sciences, or Canadian and World Studies, or Native Studies, or Guidance and Career Education, or Co-operative education**

1 additional credit selected from this group :

Health & Physical Education, or The Arts, or Business, or French as a second language*, or Co- operative education**

1 additional credit selected from this group :

Science (Gr. 11/12), or Technological Education, or Computer Studies, or French as a second language*, or Co-operative education**

** a max. of 2 French credits can count towards these additional credits*

*** a max. of 2 Co-op credits can count towards these credits.*

MANDATORY ONLINE LEARNING CREDIT

OPTING OUT OPTION



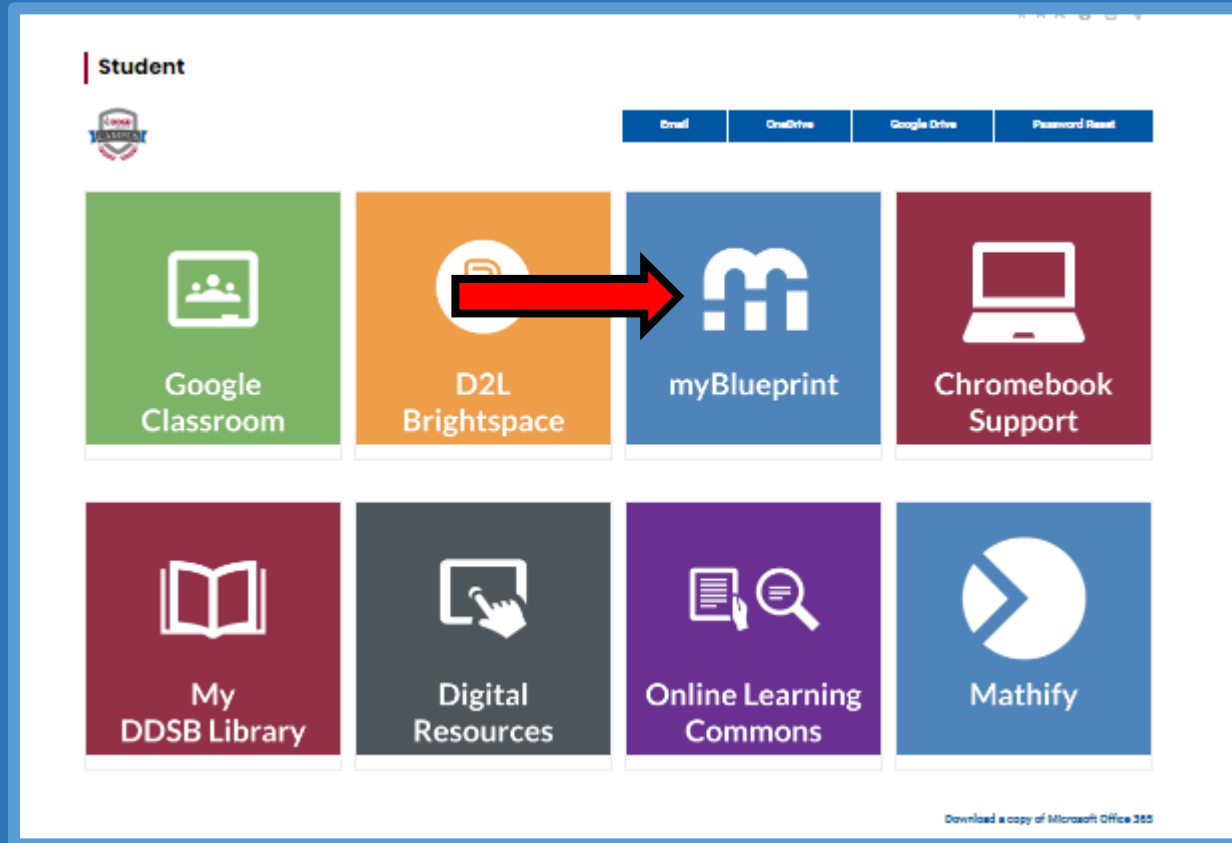
- If you do NOT want to enroll in the 2 eLearning course requirement in grades 11 or 12, you can **OPT OUT NOW**
- You will need to complete a form to indicate your choice of **OPTING OUT** and it must be signed by your parent / guardian and returned to the Guidance office.
- The forms are available on your Guidance Google Classroom or in the Guidance office.



LOGGING IN TO MYBLUEPRINT



From the DDSB Student Mobile Campus Home Page, click on the myBlueprint widget to login and get started.



PREPARING FOR GRADE 10 COURSE SELECTION PROCESS

STEP 1:

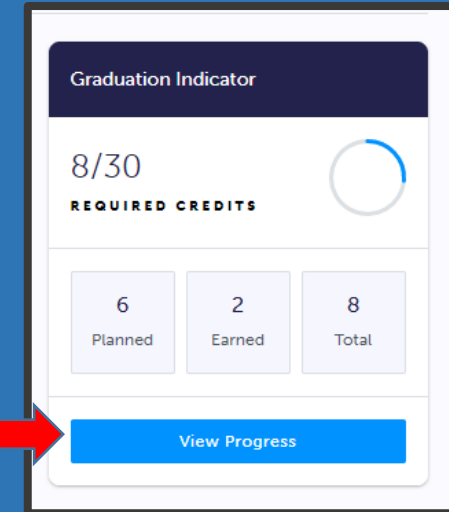
Check OSSD requirements by clicking on the View Progress button in the Graduation Indicator that can be found in your course planner on myBlueprint. Once the page opens you will be able to view your Graduation Progress.

STEP 2:

Research future goals and prerequisites

STEP 3:

Complete your IPP and course selections in your myBlueprint account



Graduation Progress

6 Planned	2 Earned	30 Required
--------------	-------------	----------------

0/28 Credits

Category	Planned	Earned	Required
4 Credits in English (1 credit per grade)	1	0	1/4
1 Credit in French As a Second Language	0	0	0/1
3 Credits in Mathematics (at least 1 credit at the grade 11 or grade 12 level)	1	0	1/3
2 Credits in Science	0	1	1/2
1 Credit in Arts	1	0	1/1
1 Credit in Health and Physical Education	1	0	1/1
0.5 Credit in Civics	0	0	0/0.5
0.5 Credit in Guidance and Career Education	0	0	0/0.5
1 Credit in History	0	0	0/1
1 Credit in Geography	0	1	1/1
Group 1 - 1 Credit in English or French As a Second Language or Classical Studies and International Languages or Social Sciences and Humanities or Canadian and World Studies or Guidance and Career Education or Cooperative Education or Native Languages or Religion (at least 1 credit in grade 11)	1	0	1/1
Group 2 - 1 Additional credit in Health and Physical Education or Arts or Business Studies or French As a Second Language or Cooperative Education	0	0	0/1
Group 3 - 1 Credit in Science (at least 1 credit in grade 11 or 12) or Technological Education or French As a Second Language or Computer Studies or Cooperative Education	1	0	1/1

0/12 Credits

0	0	0/12
---	---	------

PREPARING FOR GRADE 10

It is important to consider...

Your work habits, academic strengths and career goals when choosing your courses and course pathways



Be sure to refer to your IPP research on myBlueprint when charting your pathway



PREPARING FOR GRADE 10



Research Prerequisites

UNIVERSITY – ontariouniversitiesinfo.ca

COLLEGE – ontariocolleges.ca

APPRENTICESHIPS – ontario.ca/page/skilled-trades

“helpful vs. required”

Choose other subjects/courses for enjoyment or interest.

PREPARING FOR GRADE 10

Choosing the Appropriate Course Level for Success!

Academic (D)

- Academic courses allow students to pursue post-secondary at UNIVERSITY, COLLEGE, APPRENTICESHIP, WORLD OF WORK
- Depending on the university program, academic courses other than English may be required (such as science and mathematics)
- Gr. 10 academic courses are prerequisites for gr. 11 university courses

Applied (P)



- Applied courses allow students to pursue post-secondary at COLLEGE, APPRENTICESHIP, WORLD OF WORK
- Gr. 10 applied courses are prerequisites for gr. 11 college courses

Locally Developed (Essentials) (L)

- Intended for students who require support and flexibility to meet credit requirements
- Students are traditionally identified and reviewed into these courses
- Locally Developed courses are prerequisites for Workplace courses in gr. 11

PREPARING FOR GRADE 10

For Grade 10 you will need to make a decision as to the pathway you would like to take in the following subjects:

English: ENG2D1, ENG2P1, or ELS2O1

Math: MPM2D1, MFM2P1, or MAT2L1

Science: SNC2D1, SNC2P1, or SNC2L1

History: CHC2D1, CHC2P1



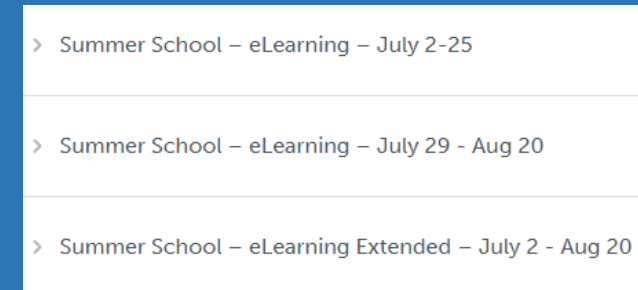
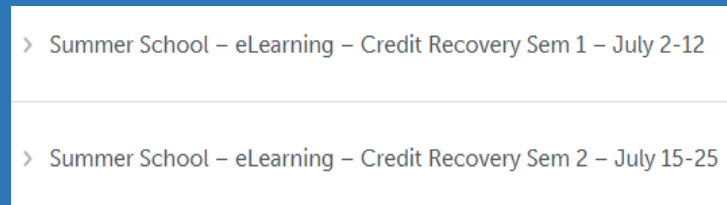
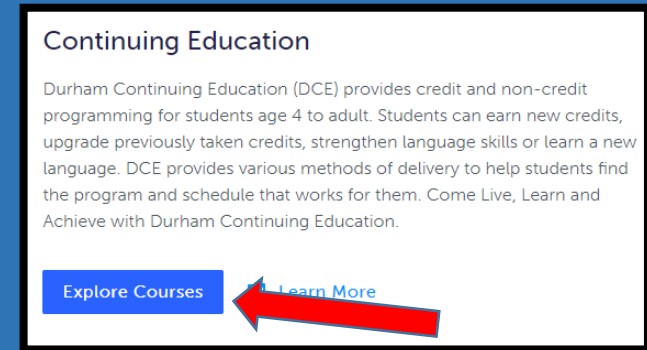
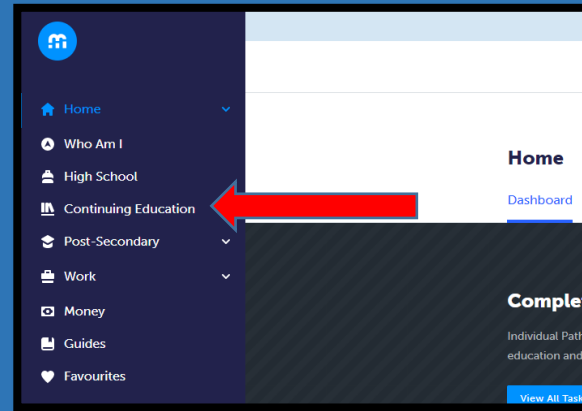
PREPARING FOR GRADE 10

What if I Failed a Grade 9 Compulsory Course?



Compulsory courses are: English, Math, Science, Geography, French

- ❑ You must add it as one of your course selections for next year
- OR
- ❑ You can sign up for summer school beginning Feb 13 on myBlueprint through Continuing Education
- ❑ You can take the 2-week credit recovery in summer school, otherwise you will need to repeat all the course content in the 4-week summer school. These formats are **SYNCHRONOUS**
- ❑ If you are taking summer school, please fill out the "Add comments" section to indicate which course you are taking



Summer School – Credit Recovery (In Person)

Summer School – Credit Recovery (Online Synchronous) – DDSB@Home – July 2-12

If parent/guardian want you to repeat the entire course sign up for full month or extended e-learning. This format is **ASYNCHRONOUS**.



PREPARING FOR GRADE 10

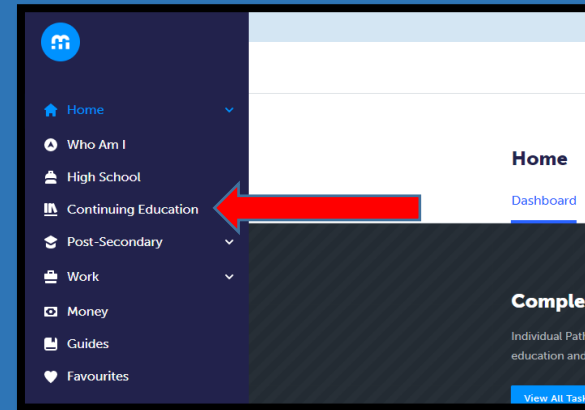
What if I Want to Take a New Course in Summer School?

❑ You can sign up to take a new course for summer school beginning Feb 13, 2024 on myBlueprint through Continuing Education

❑ You can take a maximum of 2 courses – one in July and one in August. You also have the option to do one course over 2 months – extended e-learning. These courses are **ASYNCHRONOUS**

❑ You can also choose to take a new course in person at Sinclair Secondary School in Whitby. This format is **SYNCHRONOUS**

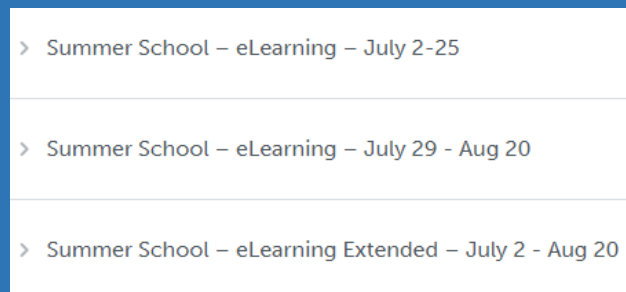
❑ We strongly encourage you to register ASAP in order to secure a spot. Guidance can always withdraw later if you change your mind.



Continuing Education

Durham Continuing Education (DCE) provides credit and non-credit programming for students age 4 to adult. Students can earn new credits, upgrade previously taken credits, strengthen language skills or learn a new language. DCE provides various methods of delivery to help students find the program and schedule that works for them. Come Live, Learn and Achieve with Durham Continuing Education.

[Explore Courses](#) [Learn More](#)



❑ If you are taking summer school, please fill out the "Add Comments" section to indicate which course you are taking and choose another course to replace it in the school year

Summer School – Full Credit (In Person) – Sinclair – July 2-25

PREPARING FOR GRADE 10



Looking Ahead: Pathway Model for Gr 11 & 12

Workplace	College	University/ College	University
Designed for students planning to enter the workplace directly after high school.	Designed to prepare students for entrance to most college and apprenticeship programs following high school.	Designed to prepare students for entrance to specific college and university programs following high school.	Designed to prepare students for entrance to university programs following high school.
“E”	“C”	“M”	“U”
		6 Grade 12 “U” or “M” Courses Required for University Applicants	

INDIVIDUAL PATHWAYS PLAN

Log in to myBlueprint - www.myblueprint.ca/ddsb

School Account Log In



Complete your myBlueprint Individual Pathways Plan.

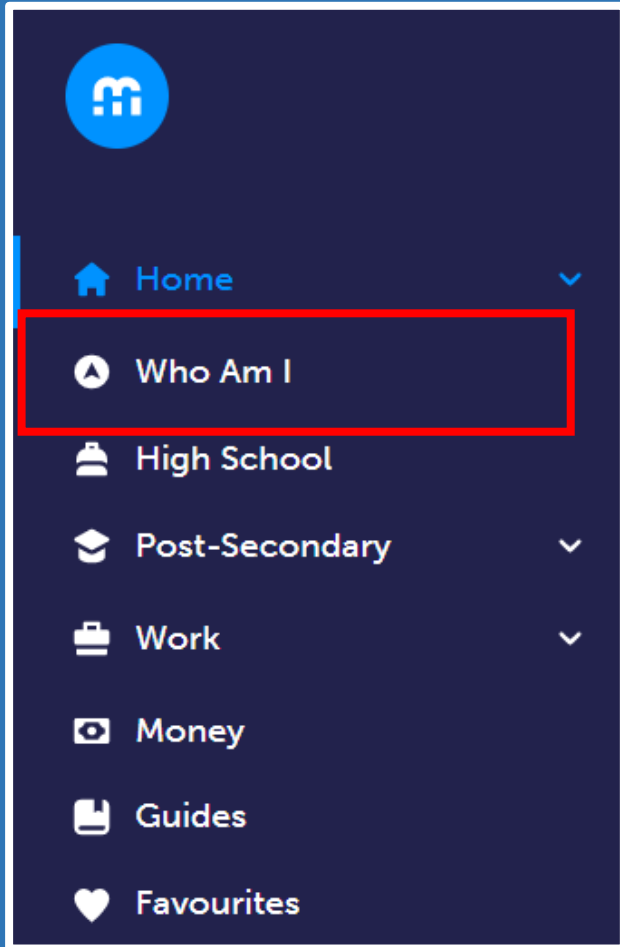


myBlueprint

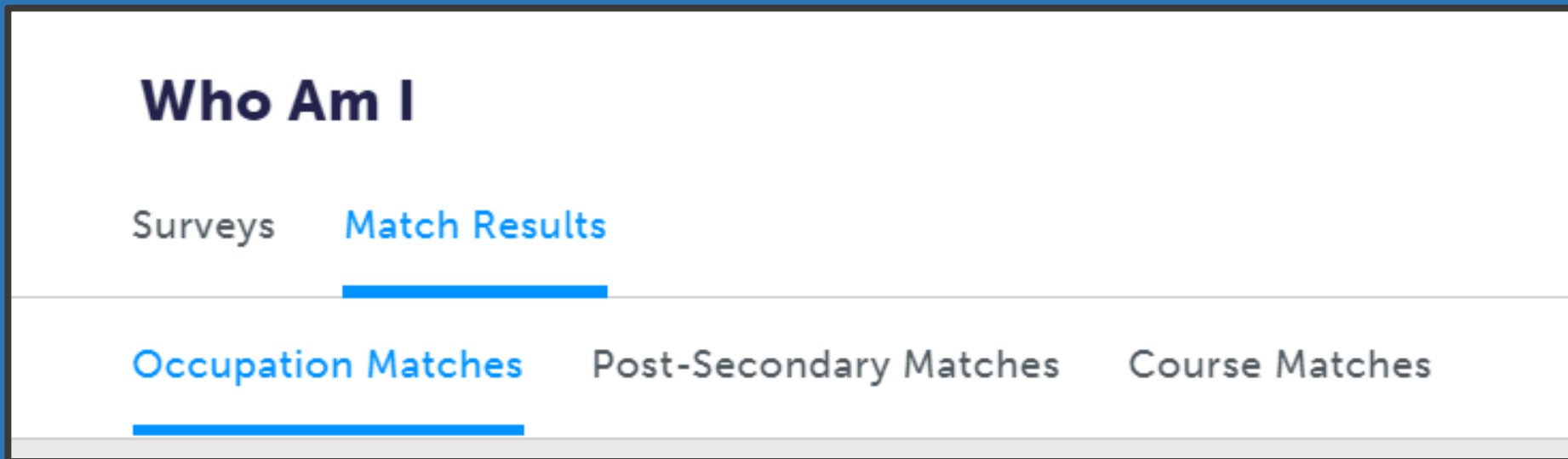
INDIVIDUAL PATHWAYS PLAN

Click on “Who Am I” and complete the Personality Surveys:

- Learning Styles
- Personality
- Interests
- Knowledge
- Motivations



INDIVIDUAL PATHWAYS PLAN

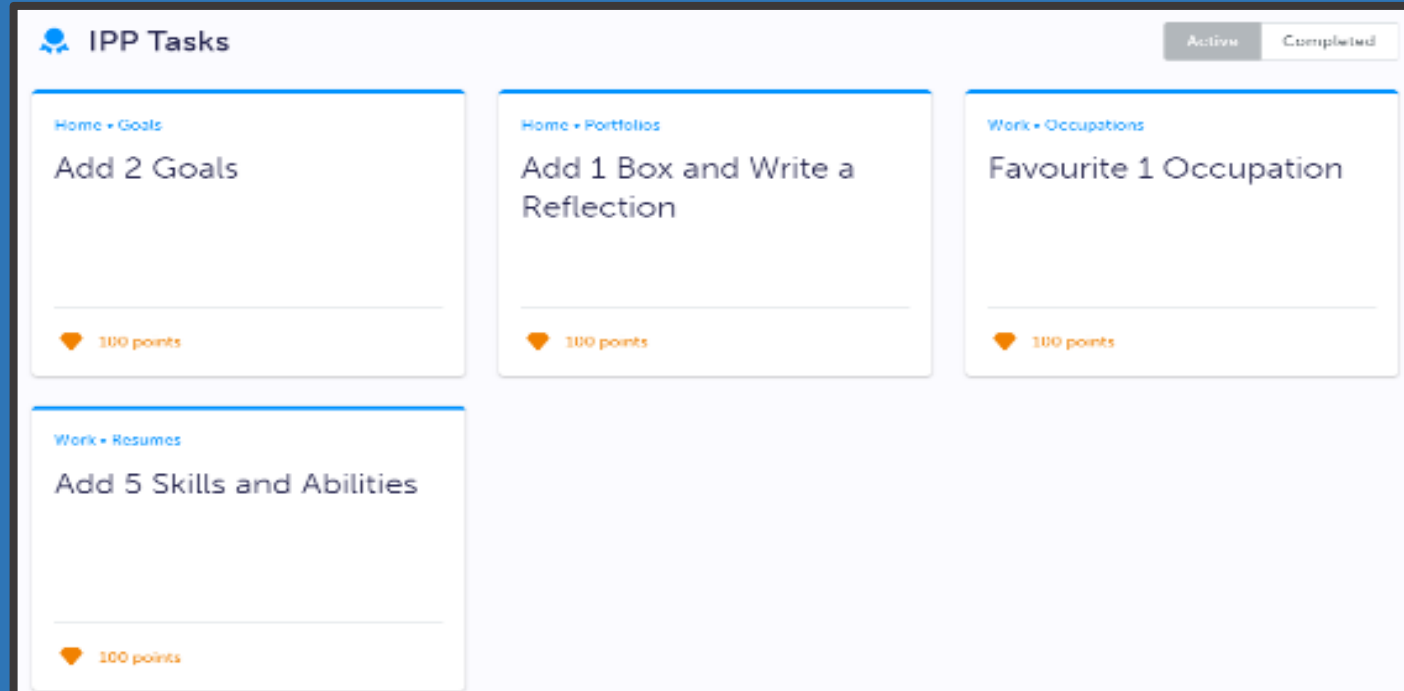
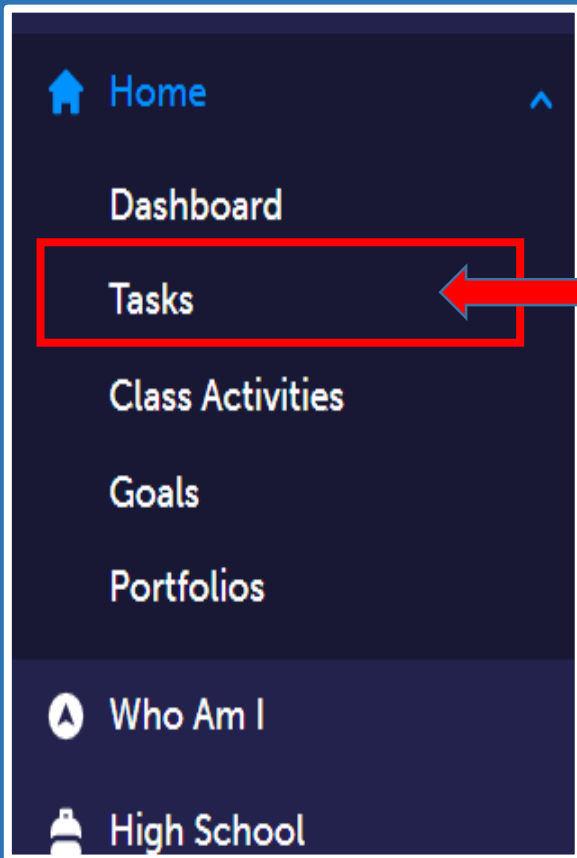


After completing surveys, click on “Match Results” near the top of the page and review “Occupation Matches”, “Post-Secondary Matches” and high school “Course Matches” based on your survey answers.

INDIVIDUAL PATHWAYS PLAN




To complete your IPP, click on Home and then Tasks on the left side navigation pane. The boxes displayed indicate the IPP Tasks for your grade.



INDIVIDUAL PATHWAYS PLAN

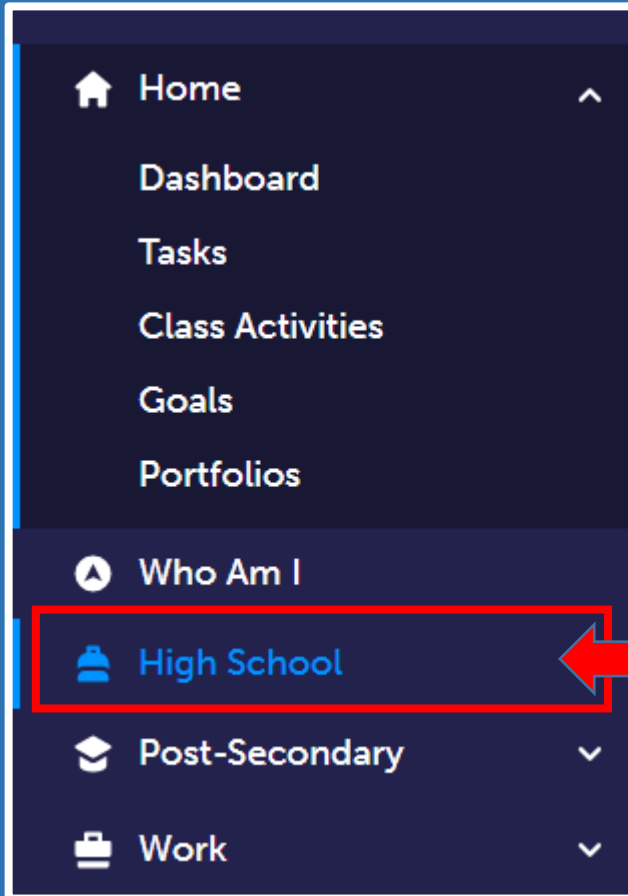
Your IPP allows you to:

- Reflect on your academic and personal skills
- Explore future goals and possible careers
- Earn myBlueprint points for a chance to win prizes or scholarships



CHOOSING YOUR COURSES FOR GRADE 10

Click on “High School” on the left side navigation pane and you will be taken to your High School Course Plan.

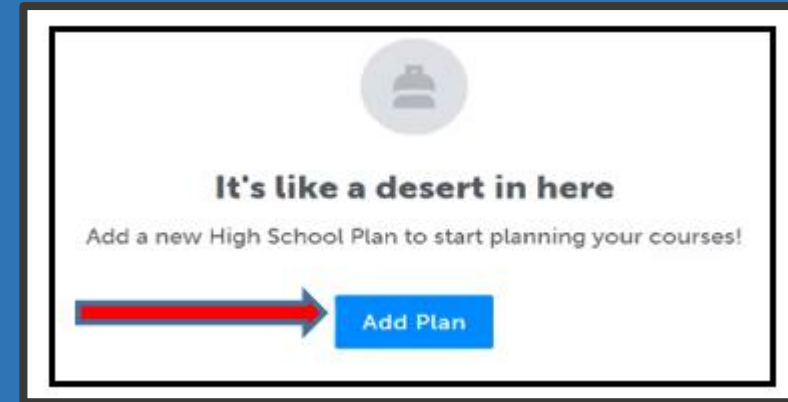


CHOOSING YOUR COURSES

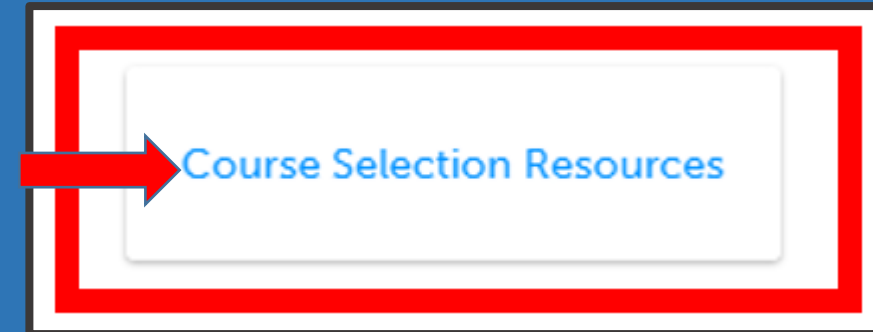
Click on Add Plan



If you have already created a plan, you will be taken directly to your Course Plan.

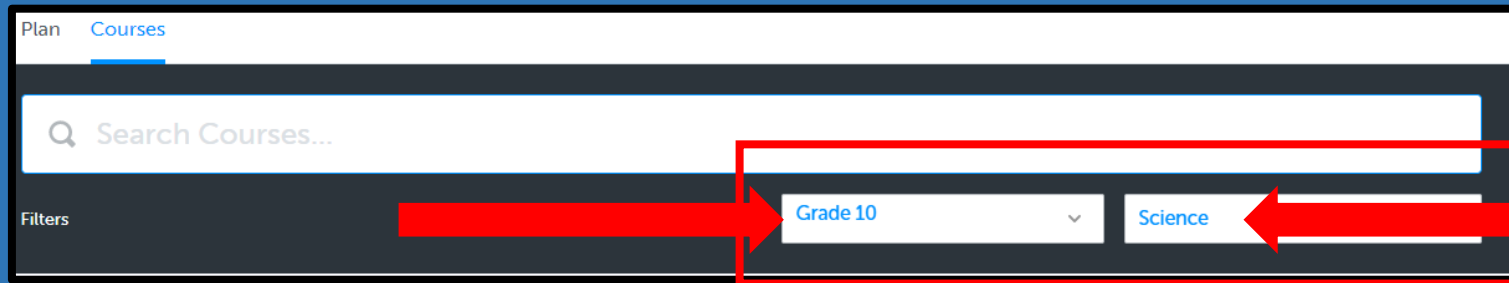


At the top right of your screen you can click on “Course Selection Resources” to access the Ajax H.S. Course Calendar and website.

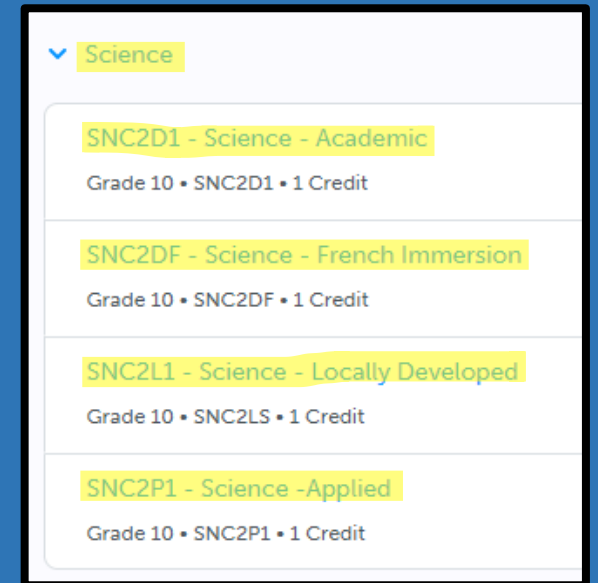


CHOOSING YOUR COURSES

Click on Grade 10 filter and search for subject disciplines.



You must choose 1 course from the following disciplines in your appropriate level: English, Math, Science, History, Civics/Careers.



CHOOSING YOUR COURSES

Make sure to read the course description and note any course fees that may be associated with an individual course. Click on “Add Course” to add to your course planner.



SNC2D1 - Science

Grade 10 SNC2D1 1 Credit

This course enables students to enhance their understanding of concepts in biology, chemistry, earth and space science, and physics, and of the interrelationships between science, technology, society, and the environment. Students are also given opportunities to further develop their scientific investigation skills. Students will plan and conduct investigations and develop their understanding of scientific theories related to the connections between cells and systems in animals and plants; chemical reactions, with a particular focus on acid-base reactions; forces that affect climate and climate change; and the interaction of light and matter.

Pre-requisites

- SNC1P
- SNC1D1

Course Status

Planned In-Progress Completed

Add Course

CHOOSING YOUR COURSES

If you are in French Immersion there are
FOUR credits that you must take as French

Immersion classes:

Science (SNC2DF)

History (CHC2DF)

Civics/Careers (CHV20F/GLC20F)

French (FIF2DF)

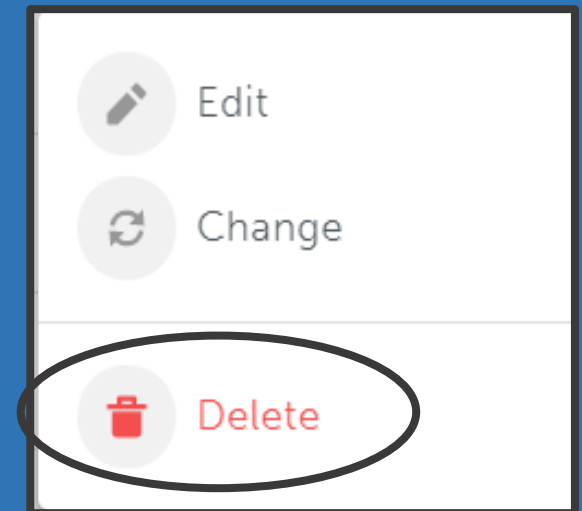
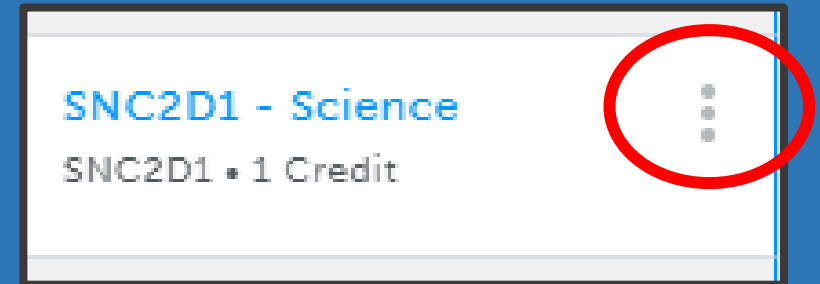


A screenshot of a course selection interface. The interface shows a hierarchy of categories: 'Canadian and World Studies' (expanded), 'History' (expanded), and two course options. The first option is 'CHC2D1 - Canadian History Since WWI' (Grade 10 • CHC2D1 • 1 Credit). The second option is 'L'HISTOIRE CANADIENNE - French Immersion' (Grade 10 • CHC2DF • 1 Credit), which is highlighted with a yellow rounded rectangle. A red arrow points from the bottom left towards the highlighted course.



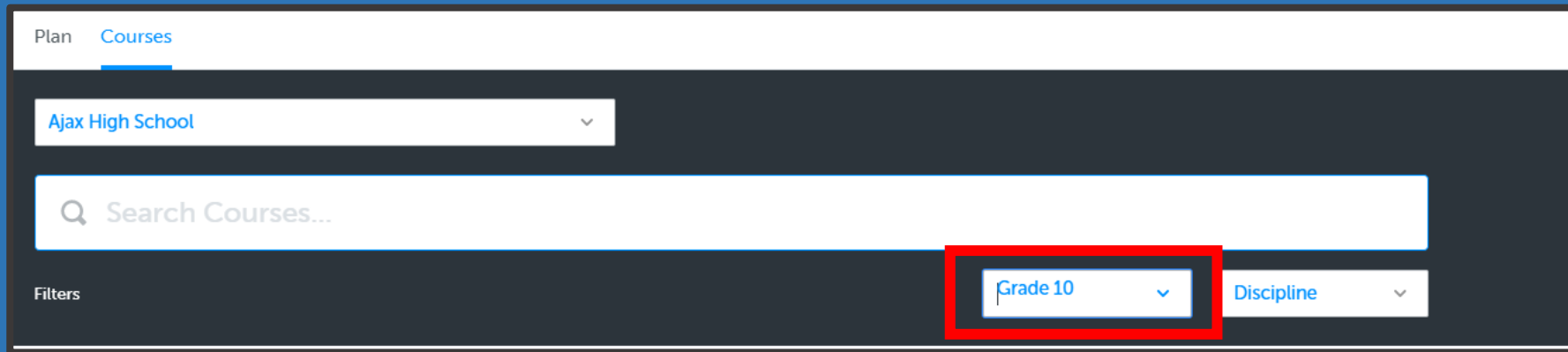
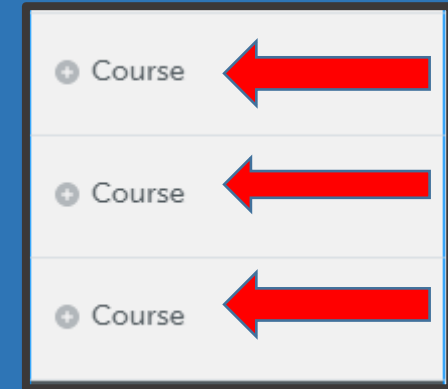
CHOOSING YOUR COURSES

- To change a selection made in error, click on the three dots beside the selected course
- Click “Delete” and then click on this discipline box again in order to update your selection



CHOOSING YOUR COURSES

- Choose your **THREE** optional courses by clicking on each box labelled “Course”



- Ensure the filter at the top right of the screen reads **Grade 10**

CHOOSING YOUR COURSES

Choose your optional courses from the disciplines of:

- Arts
- Business Studies
- International Languages (French/Spanish)
- Health and Physical Education 
- Social Science and Humanities
- Technological Education



*Please note:

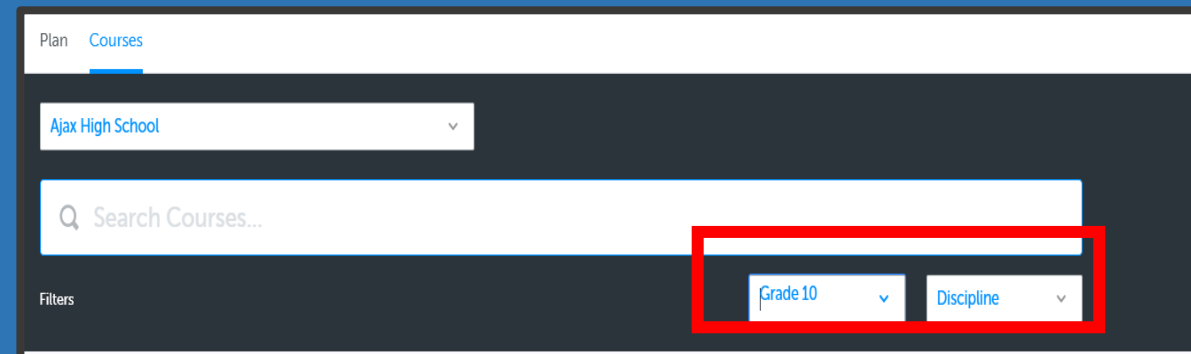
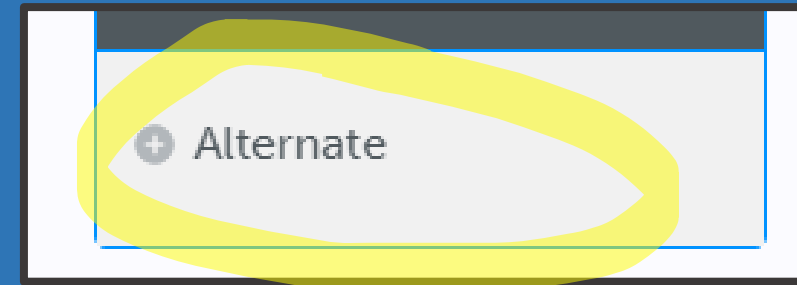
- Computer Technology (TEJ201) replaces Digital Technology and Innovations in the Changing World (ICD201)
- Launching and Leading a Business (BEP201) replaces Introduction to Business (BBI201)



CHOOSING YOUR COURSES

Now select 2 Alternate courses.
These courses will be used if one of your optional courses is unable to be scheduled.

Ensure the filter at the top left of the screen reads Grade 10.



CHOOSING YOUR COURSES

	Grade 10 Next Year	Grade 11 Plan Ahead
	ENG2D1 - English ENG2D1 • 1 Credit	English
	MPM2D1 - Principles of M... MPM2D1 • 1 Credit	Mathematics
	SNC2D1 - Science SNC2D1 • 1 Credit	Course
	CHC2D1 - Canadian Histo... CHC2D1 • 1 Credit	Course
	CHV2O1 - Civics and Citiz... CHV2O1 • 0.5 Credits	Course
	GLC2O1 - Career Studies GLC2O1 • 0.5 Credits	Course
	HFN2O1 - Food and Nutrit... HFN2O1 • 1 Credit	Course
	PAD2O1 - PAD2O1 -	Course
	AMG2O1 - MUSIC: Guitar AMG2O1 • 1 Credit	
	Alternates	
	Alternate	
	Alternate	

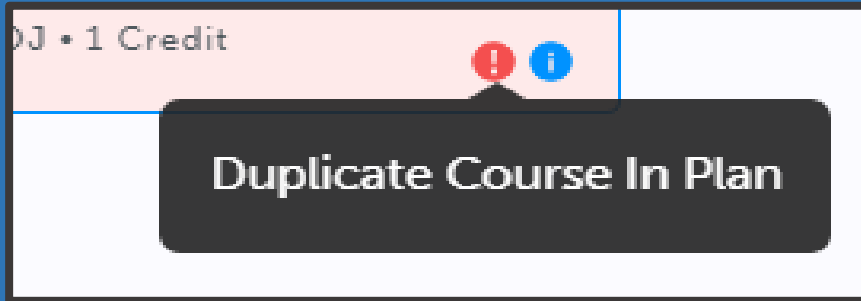
Guidance Message: COURSE NOTE: Course fee is \$ 30.00.

Read important **notes** about the courses that you selected by hovering your cursor over the blue circle.



CHOOSING YOUR COURSES

Error messages will show up as a **RED** circle in your course planner.



Hover your cursor over the message and change your selection(s), if necessary.


REVIEW YOUR COURSES



⊗ Your courses are **Not Submitted** Not returning next year?

1 Step 1 Add Courses 2 Step 2 Review Courses 3 Step 3 Submit Courses

Review Course Selections

Once you have selected all of your courses, click on “Review Course Selections” of your  Official High School Plan

Carefully review your plan with your parent/guardian(s).

REVIEW YOUR COURSES



1 Review your course selections before submitting. Once submitted, you can no longer make changes in myBlueprint.

1 Step 1 Add Courses 2 Step 2 Review Courses 3 Step 3 Submit Courses **Submit Course Selections**

1 Review Course Selections

2 Add Comments

Add comments you would like to include

✓ ENG2D1 ENG2D1 - English
✓ MPM2D1 MPM2D1 - Principles of Mathematics
✓ SNC2D1 SNC2D1 - Science
✓ CHC2D1 CHC2D1 - Canadian History Since WWII
✓ CHV2O1 CHV2O1 - Civics and Citizenship
✓ GLC2O1 GLC2O1 - Career Studies
✓ HFN2O1 HFN2O1 - Food and Nutrition
✓ PAD2O1 PAD2O1 - Outdoor Education (Co-ed)
✓ AMG2O1 AMG2O1 - MUSIC: Guitar

Alternates

✓ ADA2O1 ADA2O1 - Dramatic Arts
✓ ICS2O1 ICS2O1 - Intro to Computer Studies

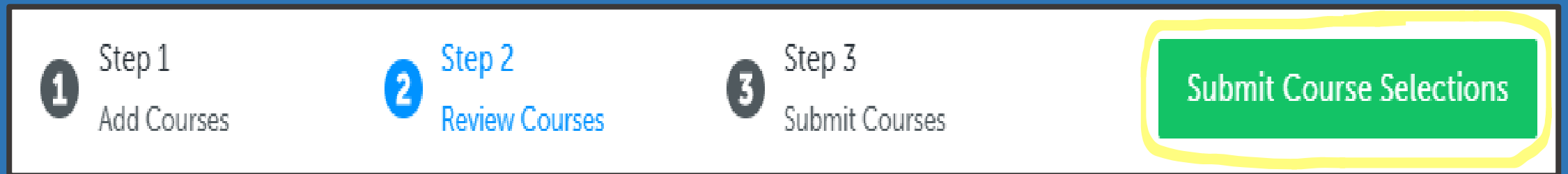
Please leave us a note in this section if you plan on taking summer school for a compulsory course. For example, if you plan on taking civics and careers as a new course to get ahead, type that in here. In that case, you can choose an entirely different course to replace CHV/GLC by clicking CHV/GLC and then search courses by grade and discipline.

If applicable, use the “Add Comments” section to explain any issues we may need to be aware of with your course selections.

SUBMITTING YOUR COURSES



Click on “Submit Course Selections”. It will indicate that you have successfully submitted your course selections.




Note: Once you “Submit Course Selections” you cannot go back in to modify courses on this site.

SIGN-OFF SHEET

You must get official approval for your course selections from your caregiver/guardian

EMAIL




 Email your parent/guardian so that they may confirm your selections

1 Step 1
Add Courses

2 Step 2
Review Courses

3 Step 3
Submit Courses

Send Approval Email 

SUBMITTING YOUR COURSES



EMAIL OPTION

Click on Send Approval Email and carefully type in your parent/guardian's email and then click "Send Approval Email.

A screenshot of a user interface element. It features a blue rectangular button with the text "Send Approval Email" in white. The button is highlighted with a thick red border. To the right of the button is a light grey square containing a blue printer icon.

Send Approval Email



SUBMITTING YOUR COURSES

EMAIL OPTION

Parent/guardian(s) will receive an email that shows your course selections.



Parents “Approve Course Selections” or “Reject Request” via this email.



We will receive this response and it will be stored in our system, along with their email.


GUIDANCE GOOGLE CLASSROOM

- The Guidance Department has created detailed instructions for completing your Individual Pathway Plan (IPP) and how to choose courses on myBlueprint.
- These resources are posted in your Guidance Google Classroom and on the school website – follow these instructions carefully.



AHS 2021/22 Grade 9 Guidance Google Class... Stream **Classwork** People Grades

+ Create Google Calendar Class Drive folder

All topics  Course Selection and Individual Pathways Plan

Course Selection an...

Timetable Change R...

myBlueprint

Study Tips

Refining My Pathway Document Edited Feb 15

Individual Pathways Plan Instruction Sheet Posted Jan 19

SUBMITTING YOUR COURSES

CONGRATULATIONS! YOU ARE DONE!

Course selections and summer school registration

 opens up in myBlueprint on:

Tuesday, February 13th, 2024 @ 10:00am

Course selections must be completed and submitted

by:

Thursday, March 6th, 2024 @ 4:00pm



QUESTIONS???

These slides along with detailed instruction sheets will be posted on the grade 9 Guidance Google Classroom and posted to our school website under the Guidance tab.

We will also be available during the day in the guidance office if you have questions.



Guidance Counsellors' emails:

brett.pakosta@ddsb.ca
jacqueline.callis@ddsb.ca
farisa.santos@ddsb.ca
jennifer.hendry@ddsb.ca

